



**RCA-26
AMPLIFIER
A-C FILAMENT**

Filament	Coated	
Voltage	1.5	a-c or d-c volts
Current	1.05	amp.
Direct Interelectrode Capacitances:		
Grid to Plate	8.1	µpf
Grid to Filament	2.6	µpf
Plate to Filament	2.5	µpf
Maximum Overall Length		4-11/16"
Maximum Diameter		1-13/16"
Bulb	② ③	ST-14
Base		Medium 4-Pin
Pin 1-Filament	① ④	Pin 3-Grid
Pin 2-Plate		Pin 4-Filament

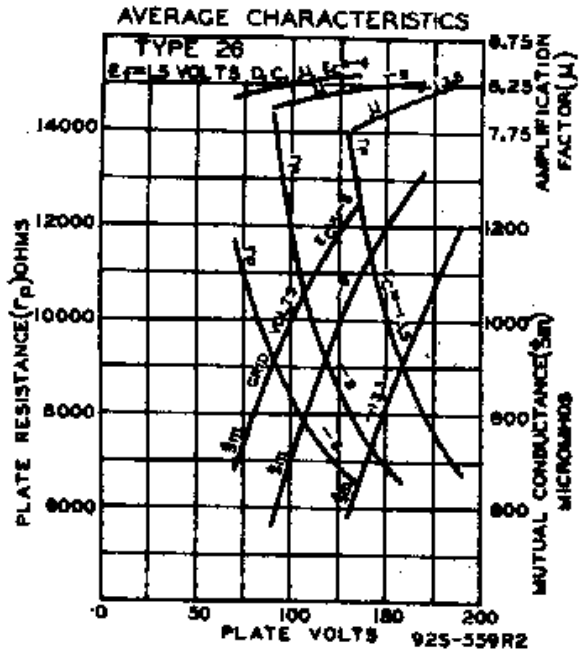
BOTTOM VIEW

AMPLIFIER (Class A)

Operating Conditions and Characteristics:

Filament	1.5	1.5	1.5	a-c volts
Plate	90	135	180 max.	volts
Grid*	-7	-10	-14.5	volts
Amp. Fact.	8.3	8.3	8.3	
Plate Res.	8900	7600	7300	ohms
Mut. Cond.	935	1100	1150	µmhos
Plate Cur.	2.9	3.5	6.2	ma.

* Grid volts measured from mid-point of a-c operated filament.



JULY 1, 1935

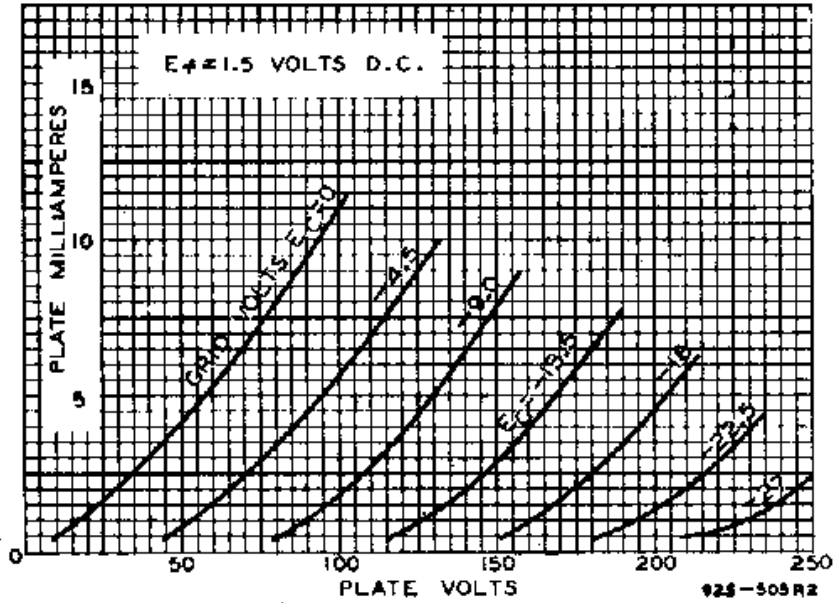
RCA RADIOTRON DIVISION
RCA MANUFACTURING COMPANY, INC.

DATA

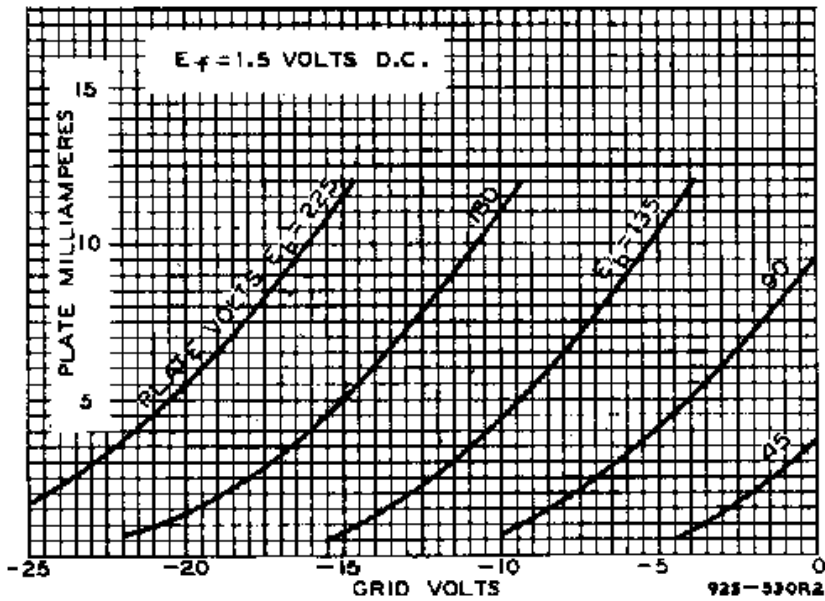
26



AVERAGE PLATE CHARACTERISTICS



AVERAGE CHARACTERISTICS



JULY 18, 1935

ECA RADIODROM DIVISION
ECA MANUFACTURING COMPANY, INC.

92C-4426